STRUCTURAL LIFECYCLE MANAGEMENT SYSTEM

One asset record. From evidence to action.

Every stage of the asset lifecycle draws on the same 3D record and writes back to it, so decisions rest on evidence, not assumptions.

Where the evidence comes from

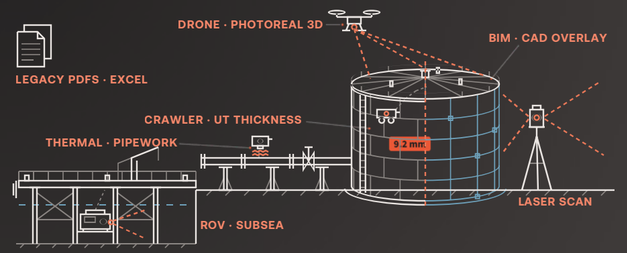

What it plugs into

Condition, findings and work history sync out; updates sync back.

- **ERP, EAM and CMMS** — SAP, IBM Maximo
- **APM and integrity** — Meridium, IMS, RBI
- **GIS** — Esri ArcGIS
- **Engineering and BIM** — Autodesk, Bentley
- **Data platform and twin** — Cognite, AVEVA
- **Documents and BI** — SharePoint, Power BI

WHERE TRENDSPEK FITS

Where the work happens

Five stages turn around the record. Every stage reads it and writes back to it.

Trendspek

01 CAPTURE AND INGEST

Where the evidence comes in

- Any vendor, any capture method
- Photoreal 3D, scans, BIM and sensor data layered on one asset
- Legacy reports brought in, not left behind

INSPECTION + ROBOTIC TEAMS & PARTNERS →

02 INSPECT AND ANALYSE

Where the engineering is done

- Walk the asset virtually in photoreal 3D
- Measure, deflection, defect markup, pinned to location
- AI detection flags, engineers decide

ENGINEERS & INSPECTORS →

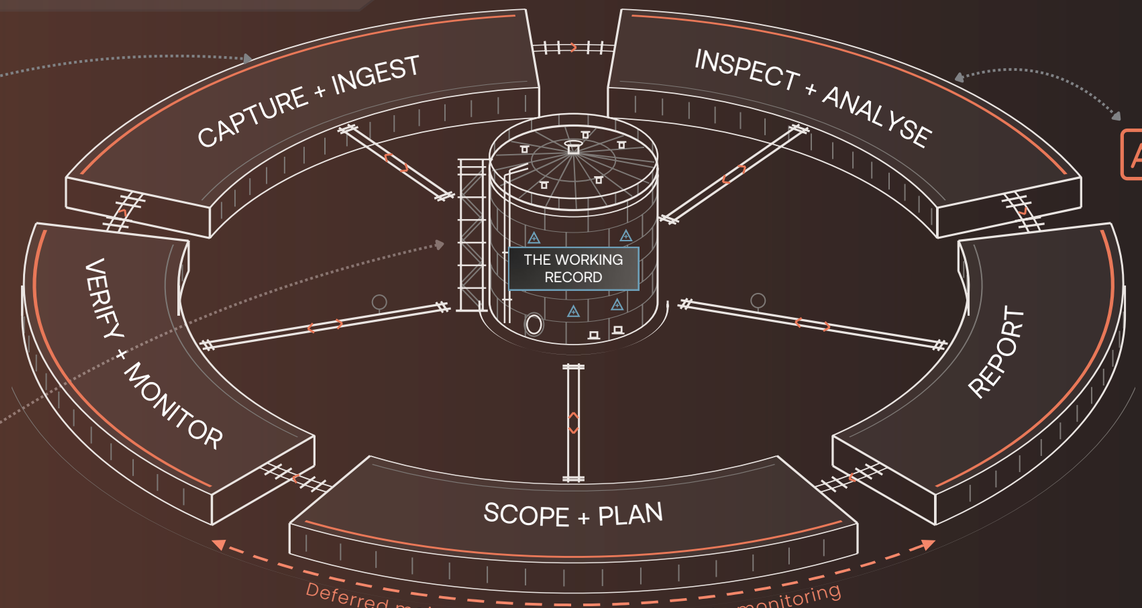

AI DETECTION
Plugs into analyse. Flags candidates; engineers decide.

05 DELIVER, VERIFY, MONITOR

Where the result is proven

- Track remediation against scope
- Repeat capture to QA completed work
- Monitor change over time

ASSET OWNERS & ENGINEERS →

04 SCOPE AND PLAN

Where the work is scoped

- Remediation, maintenance, turnarounds, shutdowns
- Access, resources and materials from exact measurements
- Prioritise by risk, tender with confidence

PLANNERS + MAINTENANCE TEAMS & CONTRACTORS →

03 REPORT

Where findings become defensible

- Templates built on your standards
- Your defect codes, risk ratings and criteria
- Comparable across teams and assets

INTEGRITY & ASSET MANAGERS →

STRATEGY AND VISION

The record is the value. We feed and protect it.

Why we build what we build. Raise any topic and it should point to a part of this page, or to the five stages on page 1.

OUR FOCUS
The asset owner
OIL AND GAS · CRITICAL INFRASTRUCTURE
Owners live with the asset for its whole life. Everyone else is there for a scope.

THE VISION
A million active assets
Each one a current, trusted record of condition, risk and work.

SO WE CAN
Benchmark like for like
Assets, industries and organisations compared on the same evidence.

AND THEN
Predict what happens next
When it will fail, when to intervene and how much it will cost.

WHAT FEEDS IT
Six lines into one record

- Every 3D data type
  Gives it somewhere to anchor
- Templates, annotations, drawings
  Give it structure
- Analytics tools
  Feed their results back in
- Annotations over time
  Give it timestamps
- AI detection
  Defects · change · auto analysis
- Historical docs, PDFs, drawings
  Give it a history

01 THE RECORD · VALUE
Where the value is
One database of asset records. Hard to copy, because it is earned one inspection at a time.



THE INTERFACE
Where people use the record
Workflows and analytics. Both read the record and both write back to it.

02 INTEGRATIONS · LOCK-IN
What makes it hard to remove

- Software systems
  Sync with and feed the record
- Technology hardware
  More datasets in
- Owners' teams
  More people, more records
- More data types
  Sensors and new technology
- Ecosystem - Agnostic
  Partners, networks

Keeps every record secure and available

03 CONTROL ROOM · TRUST
What keeps it running

- **Security**
  ISO · SOC · SOCI
- **Assurance**
  Risk · legal · governance
- **QA and development**
  Continuous improvement
- **Scaling infrastructure**
  Processing · hosting · delivery
- **Business resilience**
  Efficiency · financial stability
- **Support**
  People · values

Trendspek

THE STRATEGY ON ONE PAGE

The record is the value.

01 THE RECORD

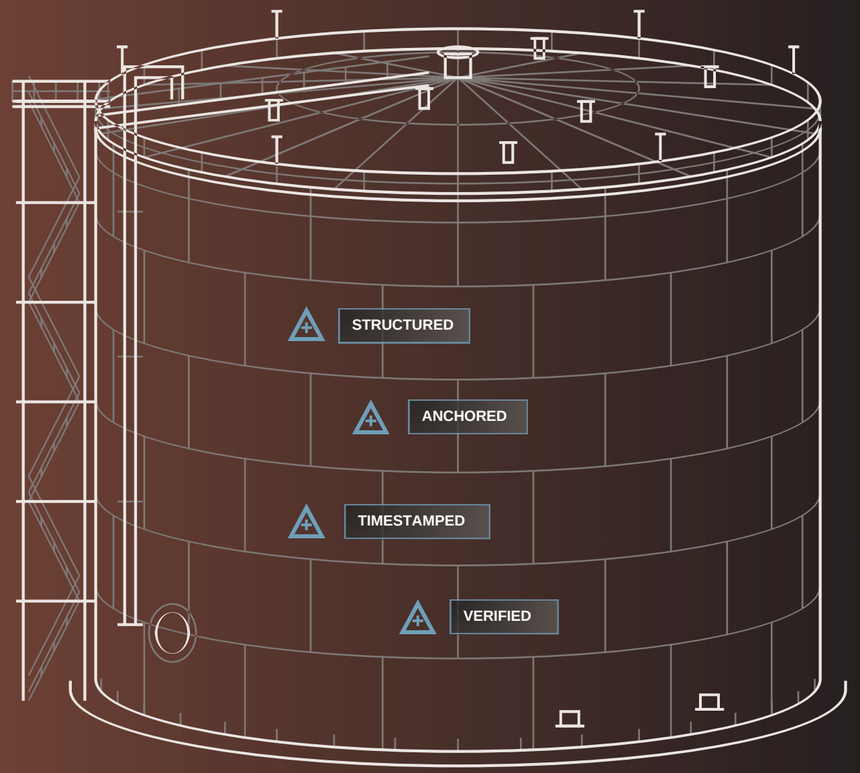

02 HOW WE WIN

The biggest record wins.

The most unique record wins.

Every update makes it deeper.

Every review protects its integrity.

WHICH FEEDS BETTER

Benchmarking

Compare assets, industries and organisations like for like.

AND SMARTER

Prediction

Know when it will fail, when to intervene and what it will cost.